

Sasol Secunda Operations Steam Plant Monthly SO₂ emission limit compliance assessment for:

May 2025

AUGUST 31

ARM (PTY) LTD

Authored by: A. Ramandh

Revision: Final



DOCUMENT TITLE

Client		Sasol South Africa Limited
Title		Sasol Secunda Operations Steam Plant Monthly SO ₂ emissions limit assessment for May 2025
Our Reference		SO-12A-May-00
Issued to Client		31 st August 2025

DOCUMENT APPROVAL

	Name	Date
Prepared by	Avishkar Ramandh	1 st August 2025
Approved by	Fred Goede	31 st August 2025

AIR RESOURCE MANAGEMENT (PTY) LTD

Website	Address	Contact
www.arm-air.co.za	22 Magwa Crescent, Gateway West, Ground Floor, Waterfall City, Midrand, Johannesburg, 2066	Avishkar Ramandh +27 84 690 7969 avi@arm-air.co.za

Executive Summary

1. Introduction

The Gert Sibande District Municipality issued a renewed atmospheric emission license (AEL) governing the Synfuels activities on 25 February 2025 (*Sasol South Africa Limited – Secunda Operations Synfuels/0016/2025/F04*). It incorporates, as a necessary variation, the conditions of the appeal decisions by the Minister of Forestry, Fisheries and the Environment granted on 4 April and 25 July 2025 relating to the Clause 12A application regarding SO₂ emissions from the boilers at the Secunda Operations' (SO) Steam Plants.

Clause 7.2.1 of the SO AEL imposes *inter alia* the following requirements:

- iv. *Additionally, a monthly report must be compiled by the license holder's independent consultant, which should (a) analyse the data and assess compliance with any stipulated concentration standards and (b) assess compliance with any mass-based standards. This report must be submitted monthly to NAQO to ensure compliance with the stipulated concentration standards.*
- v. *For transparency, the above-mentioned report must be made publicly available on the license holders' website.*

Air Resource Management (Pty) Ltd (herein referred to ARM) was appointed by Sasol South Africa Limited to conduct the independent third-party compliance assessment as required by condition (iv) above and for purposes of submitting the report to the National Air Quality Officer and publicly disclosing it on Sasol's website as per condition (v) above.

2. Objective of the assessment and report

The principal objective of the assessment informing this report is to evaluate relevant monitoring data from the Continuous Emissions Monitoring Systems (CEMS) to determine compliance with both the concentration and load-based (also referred to as mass-based) limits for Steam Plant SO₂ emissions (Table i), as stipulated in the SO AEL.

Table i: SO AEL Steam Plant SO₂ emission limits

Point Source (Name/Code)	Pollutant Name	Maximum Release Rates		Compliance Timeframe	Average Period	Duration of Emissions
		Concentration limit (mg/Nm ³) under normal conditions of 10% O ₂ , 273 Kelvin and 101.3kPa	Load-based limit (tons)			
B1 (West Stack)	SO₂	1700		1 April 2025 - 31 March 2030	Daily	Continuous
B2 (East Stack)		1400		1 April 2025 - 31 March 2030	Daily	Continuous
B1 (West Stack) & B2 (East Stack)			503	1 April 2025 - 31 March 2030	Monthly	Continuous

3. Assessment Approach

ARM has conducted an independent, objective assessment aligned with the principles outlined in the ISO 19011:2018 guidelines for environmental management system audits. Our responsibility is to express an objective view on SO's compliance with the specified emission limits for SO₂ in the SO AEL. We undertook the evidence-based Steam Plant SO₂ assessment (Table ii) in accordance with strict ethical requirements and professional standards.

Table ii: Criteria utilised in the assessment.

Number	Component	Assessment Criteria
1	Compliance of the B1 (West Stack) to the SO AEL SO₂ daily average concentration limit	The B1 (West Stack) SO ₂ daily average concentration limit (mg/Nm ³) under normal conditions (of 10% O ₂ , 273 Kelvin and 101.3kPa) is below 1700 mg/Nm ³ for the assessment period
2	Compliance of the B2 (East Stack) to the SO AEL SO₂ daily average concentration limit	The B2 (East Stack) SO ₂ daily average concentration limit (mg/Nm ³) under normal conditions (of 10% O ₂ , 273 Kelvin and 101.3kPa) is below 1400 mg/Nm ³ for the assessment period
3	Compliance of the B1 (West Stack) and B2 (East Stack) to the SO AEL SO₂ monthly average load-based limit	The B1 (West Stack) and B2 (East Stack) SO ₂ monthly average load-based limit (mg/Nm ³) is below 503 tons for the assessment period

4. Assessment findings

It is noted that for the assessment period from 1st May 2025 to 31st May 2025, SO complied (Table iii and Figure i) with the:

- 1) SO AEL SO₂ daily concentration limit of 1400 mg/Nm³ for the East Stack (Figure ii)
- 2) SO AEL SO₂ daily concentration limit of 1700 mg/Nm³ for the West Stack (Figure iii) and
- 3) SO AEL SO₂ monthly average load-based emissions limit of 503 tons (Figure iv).

Table iii: Summary of compliance with applicable SO AEL Steam Plant SO₂ limits

Category	Compliance with the SO AEL Steam Plant SO ₂ emissions	Overall compliance with the SO AEL Steam Plant SO ₂ emissions (%)
Compliance	3	100%
Non-compliant	0	
Noted	0	
Not auditable	0	
Total number of SO AEL Steam Plant SO₂ assessment criteria	3	100%

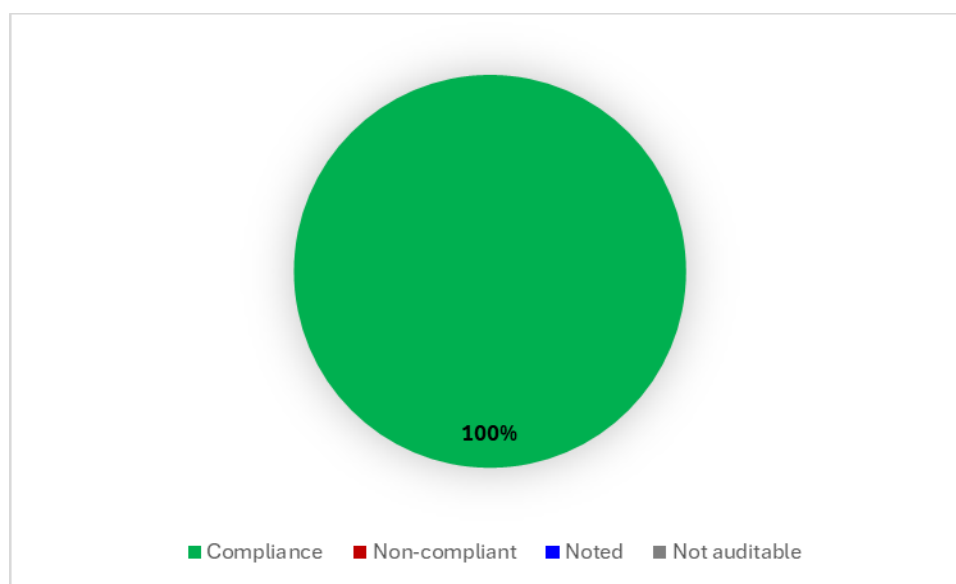


Figure i: Percentage compliance per assessment category

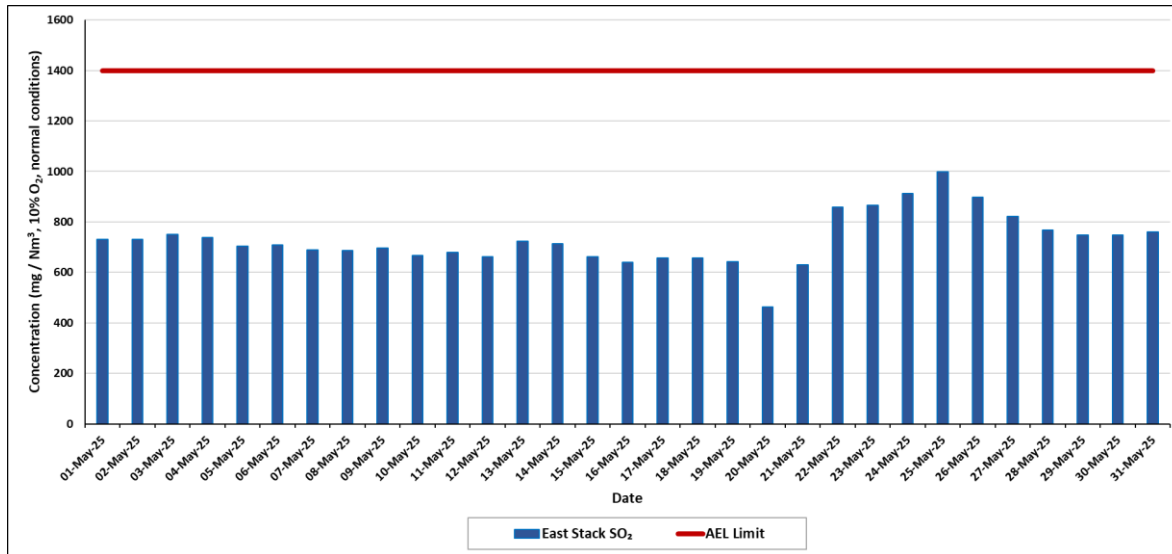


Figure ii: SO measured daily average SO₂ emissions in the East stack at 10% O₂ correction for the period 1st May to 31st May 2025

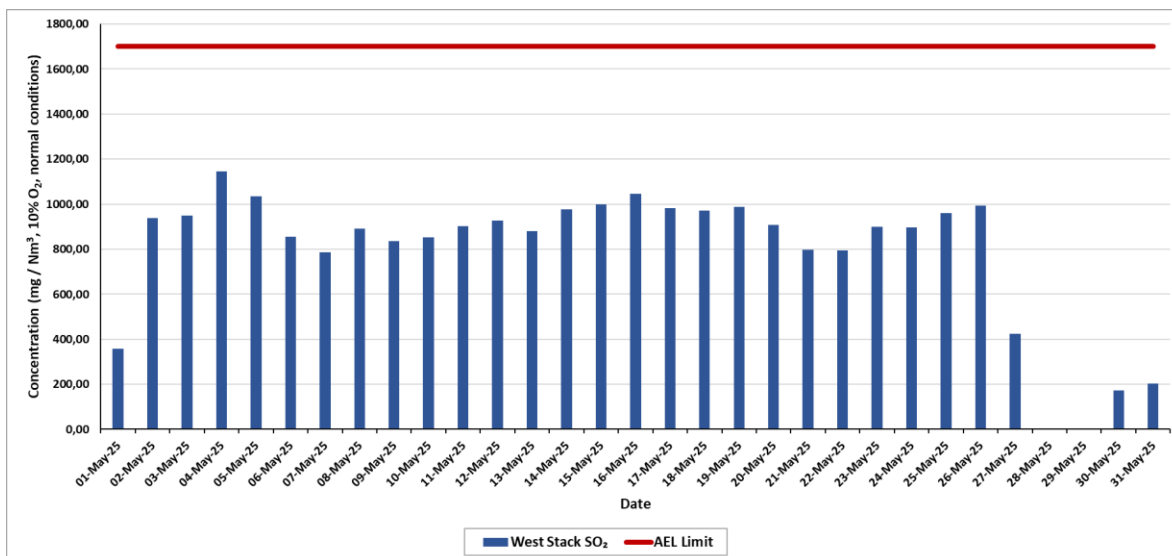


Figure iii: SO measured daily average SO₂ emissions in the West stack at 10% O₂ correction for the period 1st May to 31st May 2025

Its noted that for the 28th and 29th May 2025, no data was recorded for the West Stack. Sasol has indicated that this was due to:

- On 28 May 2025 the SO₂ analysers were removed for quarterly maintenance and calibrations. More work was required than initially anticipated and data loss occurred until they were fully installed (Venter, pers. comm., 2025).

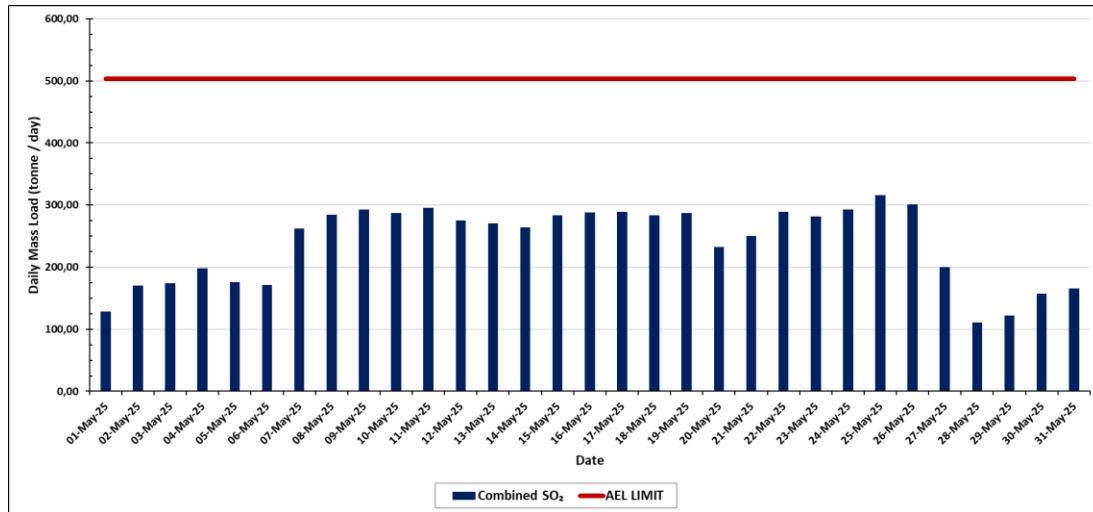


Figure iv: SO daily average SO₂ load-based limit for the period 1st May to 31st May 2025

5. Conclusion

ARM has conducted a systematic, independent and documented process for obtaining assessment data for purposes of ascertaining SO's SO₂ Steam Plant AEL compliance for May 2025. The assessment findings have demonstrated that the SO Steam Plant has exhibited compliance with all the relevant SO₂ limits specified in the SO AEL for the period: 1st May 2025 to 31st May 2025. Additionally, all CEMS assurance criteria adopted by ARM for purposes of this assessment are as outlined in Annexure 1 have been met for purposes of affirming the reliability of the SO₂ data produced by the SO CEMS.

Glossary

Definitions in terms of the National Environmental Management: Air Quality Act (Act No. 39 of 2004) (NEM: AQA) and definitions of terms as per GN 893 and GN 687 which have relevance herein:

Listed activity – In terms of Section 21 of the NEM: AQA, the Minister of Environment, Forestry and Fisheries (formerly Environmental Affairs) has listed activities that require an AEL. Listed activities must comply with prescribed emission standards. The standards are predominantly based on ‘point sources’, which are single identifiable sources of emissions, with fixed location, including industrial emission stacks, called a “point of compliance”.

GN 687- Government Notice 687, in Government Gazette 42472 of 22 May 2019, published in terms of Section 21 of the NEM: AQA and entitled Amendments to the Listed Activities and Associated Minimum Emission Standards Identified in Terms of Section 21 of the National Environment Management: Air Quality Act, 2004 (Act No.39 of 2004). GN 687 amends category 1: Combustion installations by the addition to subparagraph(a) of paragraph (1) Subcategory 1.1: Solid Fuel Combustion Installations of the following item: (iv) Existing plants shall comply with a new plant emission limit of 1000 mg/Nm³ for sulfur dioxide (SO₂).

GN 893 – Government Notice 893, Gazette No. 37054 dated 22 November 2013, published in terms of Section 21 of the NEM: AQA and entitled ‘List of Activities which Result in Atmospheric Emissions which have or may have a Significant Detrimental Effect on the Environment, Including Health and Social Conditions, Economic Conditions, Ecological Conditions or Cultural Heritage’. GN 893 repeals the prior List of Activities published in terms of Section 21, namely GN 248, Gazette No. 33064 dated. 31 March 2010. GN 893 deals with aspects including: the identification of activities which result in atmospheric emissions; establishing minimum emissions standards for listed activities; prescribing compliance timeframes by which minimum emissions standards must be achieved; and detailing the requirements for applications for postponement of stipulated compliance timeframes. Amendments to GN 893 have been made in 2015 (GN 551) and in 2018 (GN 1207).

GN 1207 – Government Notice 1207, Gazette No. 42013 dated 31 October 2018, published in terms of Section 21 of the NEM: AQA and entitled ‘Amendments to the Listed Activities and Associated Minimum Emission Standards Identified in Terms of Section 21 of the National Environment Management: Air Quality Act, 2004 (Act No.39 of 2004).

List of abbreviations

AEL	Atmospheric Emission License
ARM	Air Resource Management
CEMS	Continuous Emissions Monitoring System
CTL	Coal-to-liquid
DFFE	Department of Forestry, Fisheries and Environment
ECO	Emissions control officer
GNR	Gazette Notice
HPA	Highveld Priority Area
MES	Minimum Emission Standard
NEMA	National Environmental Management Act: No. 107 of 1998
NEM: AQA	National Environmental Management: Air Quality Act 39 of 2004
SO	Sasol Secunda Operations
SO AEL	Sasol Secunda Operations Atmospheric Emission License (ref. number: 0016/2025/F04)
SO ₂	Sulfur dioxide

Table of Contents

Executive Summary.....	3
Glossary	8
List of abbreviations.....	10
1. Background	13
2. Introduction.....	14
2.1 Basis of report	14
2.2 Assessment objectives.....	15
2.2.1 Assessment Scope and Objective	15
2.3 Assessment limitations and assumptions.....	15
3. Methodology.....	16
3.1 ARMs Responsibilities.....	16
3.2 Assessment Approach.....	17
3.2.1 Phase 1: Pre-Assessment Planning	17
3.2.2 Phase 2: On-Site Evaluation	18
3.2.3 Phase 3: Analysis & Reporting	18
3.3 Assessment documentation	18
3.4 Classification of Assessment Findings	19
3.5 Criteria utilised in Assessment	20
4. Summary of Assessment Findings	20
4.1 Degree of compliance.....	20
5. Conclusion.....	23
6. Declaration of accuracy of information	24
7. Declaration of independence.....	25
Annexure 1: SO Steam Plant CEMS SO ₂ Assessment Criteria.....	26

Annexure 2: Report Disclaimer	35
-------------------------------------	----

1. Background

The Gert Sibande District Municipality issued a renewed atmospheric emission license (AEL) governing the Synfuels activities on 25 February 2025 (*Sasol South Africa Limited – Secunda Operations Synfuels/0016/2025/F04*). It incorporates, as a necessary variation, the conditions of the appeal decisions by the Minister of Forestry, Fisheries and the Environment granted on 4 April and 25 July 2025 relating to the Clause 12A application regarding SO₂ emissions from the boilers at the Secunda Operations' Steam Plants.

Clause 7.2.1 of the SO AEL imposes the following requirements:

- i. NO_x and PM emissions must comply with the new plant standards from 1 April 2025, failing which the alternative limits for SO₂ emissions will be withdrawn.
- ii. The license holder must continue to implement its integrated solution and must achieve the reductions in emissions as undertaken in its 12A application and appeal thereof.
- iii. The National Air Quality Officer must monitor and evaluate the appellant's compliance with its load-based limit from 2025 onwards. In this regard, the license holder currently conducts continuous stack monitoring on the east and west stacks. The license holder must send stack monitoring data (emission concentration and volumetric flow) at a 10-minute resolution to the licensing authority weekly.
- iv. Additionally, a monthly report must be compiled by the license holder's independent consultant, which should (a) analyse the data and assess compliance with any stipulated concentration standards and (b) assess compliance with any mass-based standards (Table 1). This report must be submitted monthly to NAQO to ensure compliance with the stipulated concentration standards.
- v. For transparency, the above-mentioned report must be made publicly available on the license holders' website.
- vi. Any exceedances of the above standards for SO₂ on load-based limit will require a full Atmospheric Dispersion Assessment to determine likely health incidents (with reporting that is line with the Atmospheric Impact Report Regulations) and for any exceedance of the above standard of SO₂ on concentration limit will require to report the incident in line with Section 30 NEMA.

Table 1: SO AEL Steam Plant SO₂ emission limits

Point Source (Name/Code)	Pollutant Name	Maximum Release Rates		Compliance Timeframe	Average Period	Duration of Emissions
		Concentration limit (mg/Nm ³) under normal conditions of 10% O ₂ , 273 Kelvin and 101.3kPa ¹	Load-based limit (tons)			
B1 (West Stack)	SO₂	1700		1 April 2025 - 31 March 2030	Daily	Continuous
B2 (East Stack)		1400		1 April 2025 - 31 March 2025	Daily	Continuous
B1 (West Stack) & B2 (East Stack)			503	1 April 2025 - 31 March 2030	Monthly	Continuous

2. Introduction

2.1 Basis of report

Air Resource Management (Pty) Ltd (herein referred to ARM) was appointed by Sasol South Africa Limited to conduct the independent third-party compliance assessment for the Steam Plant monthly SO₂ reporting. This report outlines the results of the external compliance assessment conducted on SO's adherence to relevant SO₂ limits specified in the SO AEL (Table 1) for the period: 1st May 2025 to 31st May 2025.

ARM has prepared this report based on an agreed scope of work and exercises all reasonable skill and care in the provision of professional services in a manner consistent with the level of care and expertise exercised by air quality management professionals (Section 7). ARM is an independent consultant and has no business, financial, personal, or other interest, except fair

¹ Sasol applies the respective concentration-based limits of 1700 mg/Nm³ and 1400 mg/Nm³ using a daily average period, from 1 April 2025, in terms of the appeal and determination decisions. Sasol accordingly also applies the load-based limit on a monthly basis. Sasol noted a discrepancy in this regard in the varied AEL, which may be read to mean that the above limits all apply on a monthly basis. The licensing authority however confirmed Sasol's application to align with the Minister's decision and confirm it as the correct, intended approach to be followed.

remuneration for the undertaking of this third-party assessment. There are no circumstances that compromise the objectivity of this report. The assessment findings given in this report are based on the application of the best scientific and professional knowledge and the information made available by the Client. It's noted that Sasol provided all relevant information to conduct this assessment.

2.2 Assessment objectives

The objectives and scope of the assessment is outlined in section 2.2.1 below.

2.2.1 Assessment Scope and Objective

The principal objective of the assessment informing this report is to evaluate relevant monitoring data from the Continuous Emissions Monitoring Systems (CEMS) to determine compliance with both concentration and load-based limits for Steam Plant SO₂ emissions (Table 1), as stipulated in the SO AEL. For the purposes of the assessment, criteria have been adopted by ARM, as explained in Annexure 2 hereto, in the interest of placing reliance on the SO₂ data generated through the SO CEMS. This aims to:

- 1) Validate the technical accuracy and reliability of Sasol's CEMS at SO.
- 2) Verify the CEMS integrity of data acquisition, processing, and reporting systems that support compliance with load-based and concentration-based limits.
- 3) Confirm that appropriate CEMS quality assurance and quality control procedures are implemented and maintained.
- 4) Evaluate staff CEMS knowledge and adherence to required CEMS procedures.

2.3 Assessment limitations and assumptions

The assumptions and limitations listed below pertain to the assessment informing this report:

- i. This report outlines the findings and observations made during the assessment period from the 1st May 2025 to 31st May 2025. Any findings or observations occurring before or after this timeframe have not been considered in relation to SO's Steam Plant SO₂ compliance.

- ii. The information and findings presented in this report are considered to be accurate to the best of ARM's understanding. This is based on the internal (Sasol) and third-party monitoring information provided to ARM by SO during the assessment.
- iii. This final report may not be modified, adjusted or supplemented.

3. Methodology

3.1 ARMs Responsibilities

ARM has conducted an independent, objective assessment aligned with the principles outlined in the ISO 19011:2018 guidelines for environmental management system audits (Figure 1). Our responsibility is to express an objective view on SO's compliance with the specified emission limits for SO₂ in the SO AEL. We undertook the evidence-based Steam Plant SO₂ assessment in accordance with strict ethical requirements and professional standards.



Figure 1: Principles utilised in the Steam Plant SO₂ assessment by ARM

3.2 Assessment Approach

ARM followed a three-phased approach as illustrated by Figure 2. This is detailed in sections 3.2.1 to 3.2.3.

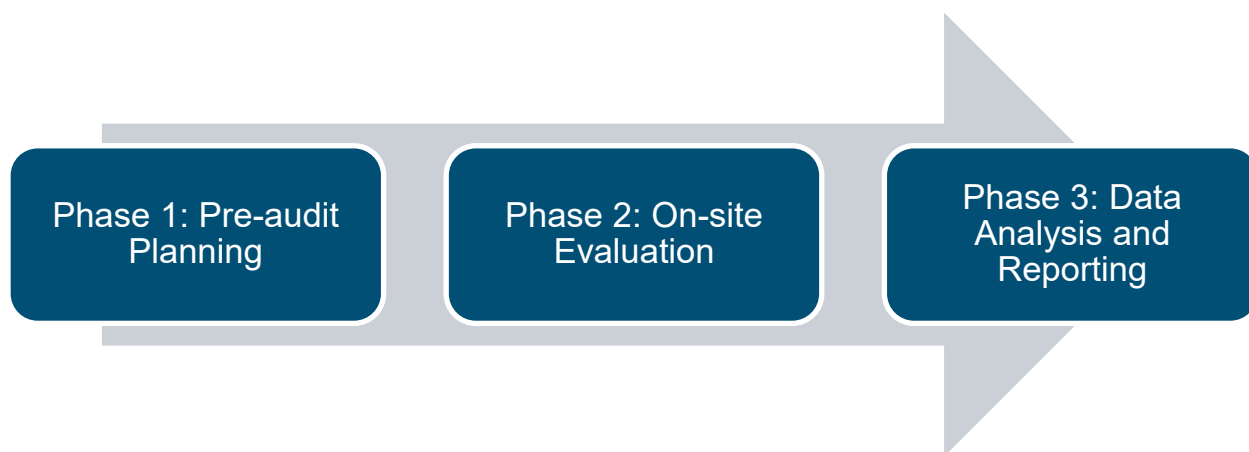


Figure 2: ARM approach to the Steam Plant SO₂ Monthly Assessment

3.2.1 Phase 1: Pre-Assessment Planning

- **Document collection and review**
 - ARM began by requesting and reviewing all relevant documentation, including the SO AEL, quality assurance plans, maintenance procedures, and calibration records. This allowed us to develop a comprehensive understanding of the CEMS configuration and requirements before arriving on-site.
- **Gap analysis and risk assessment**
 - Based on document review, ARM identified potential information gaps and areas requiring special attention during the on-site phase. This helps focus the assessment on areas of greatest importance or concern.
- **Development of site-specific audit protocols**
 - Using information gathered during document review, ARM developed tailored assessment protocols and checklists specific to the SO facility's CEMS configuration and applicable AEL requirements.
- **Coordination with SO facility personnel**
 - ARM worked closely with SO facility employees to plan the assessment schedule, arrange access to necessary areas and systems, and ensure key SO employees were available for interviews and assistance during the on-site phase.

3.2.2 Phase 2: On-Site Evaluation

- **Verification of the CEMS components**
 - ARM conducted a review & verification of the CEMS sample systems, calibration gas systems, environmental controls, and data acquisition hardware to assess installation, condition, and maintenance.
- **Performance verification**
 - ARM reviewed documentation of calibration procedures, linearity checks and other performance evaluations to verify the reliability of the online monitoring data.
- **Data system review**
 - ARM examined the data acquisition systems, database structures, calculation methods, validation procedures, and reporting mechanisms to ensure data integrity and applicable AEL compliance.
- **Employee interviews**
 - Interviews with SO CEMS technicians and environmental staff were held to provide insight into actual practices, knowledge levels, and operational challenges that might not be evident from documentation alone.

3.2.3 Phase 3: Analysis & Reporting

- **Audit findings development with classification**
 - ARM systematically analysed all observations and information collected, classifying findings based on compliance.
- **Final Audit report preparation**
 - ARM prepared an assessment report as outlined herein.

3.3 Assessment documentation

The following key documentation was considered for the assessment:

- SO AEL
- CEMS data
- SO SO₂ emissions load & concentration data
- Quality Assurance documentation
- Data Management documentation

3.4 Classification of Assessment Findings

The ISO 19011:2018 guides the principles of auditing, managing audit programs, and conducting environmental management system assessments. Aligned to this, the level of compliance for the SO Steam Plant SO₂ assessment findings are reported as shown in Table 2. It's noted that should an assessment finding result in non-compliance it will be further classified based on significance Table 3.

Table 2: Compliance categories utilised in the assessment

Category	Description
Compliance	Where the assurance evidence fully meets the assessment criteria, i.e. requirements.
Non-compliant	Where the assurance evidence does not meet the assessment criteria fully.
Noted	Where the condition is to be noted and cannot be subjected to assessment.
Not auditable	The condition is not applicable to the current assessment period or scope

Table 3: Classification based on significance for non-compliance assessment findings

Significance	Description
Critical Findings	Non-compliance issues requiring immediate action (7-14 days)
Major Findings	Systemic issues affecting data quality or compliance status (30-day resolution). These represent systemic problems that impact data quality or compliance status but don't pose immediate significant risk. For example, deficiencies in data backup procedures.
Minor Findings	Isolated issues with limited compliance impact (60-day resolution). These represent isolated issues or opportunities for improvement that have limited impact on compliance or data quality. For example, documentation formatting issues.
Observations	Potential future concerns for system improvements. These are noted items that don't represent non-compliance but could develop into issues if not addressed. For example, aging equipment approaching end of useful life.

3.5 Criteria utilised in Assessment

The primary objective of this assessment is to analyse the relevant monitoring data to assess compliance with the concentration and load-based standards specified in the SO AEL (Table 1) for SO₂ emissions from the boilers at the Secunda operations' Steam Plants. Aligned to this, the three assessment criteria utilised herein are shown in Table 4.

Table 4: Assessment criteria utilised

Number	Component	Assessment Criteria
1	Compliance of the B1 (West Stack) to the SO AEL SO₂ daily average concentration limit	The B1 (West Stack) SO ₂ daily average concentration limit (mg/Nm ³) under normal conditions (of 10% O ₂ , 273 Kelvin and 101.3kPa) is below 1700 mg/Nm ³ for the audit period
2	Compliance of the B2 (East Stack) to the SO AEL SO₂ daily average concentration limit	The B2 (East Stack) SO ₂ daily average concentration limit (mg/Nm ³) under normal conditions (of 10% O ₂ , 273 Kelvin and 101.3kPa) is below 1400 mg/Nm ³ for the audit period
3	Compliance of the B1 (West Stack) and B2 (East Stack) to the SO AEL SO₂ monthly average load-based limit	The B1 (West Stack) and B2 (East Stack) SO ₂ monthly average load-based limit (mg/Nm ³) is below 503 tons for the audit period

4. Summary of Assessment Findings

The following section provides a high-level overview of the findings identified during the SO Steam Plant SO₂ assessment. The detailed results are presented in Annexure 1.

4.1 Degree of compliance

ARM has conducted an independent, objective assessment aligned with the principles outlined in ISO 19011:2018 guidelines for environmental management system assessments. Our findings for the Steam Plant SO₂ assessment are summarised in Table 5 and illustrated by Figures 3 to 6.

It is noted that during the assessment period from 1st May 2025 to 31st May 2025, SO was in compliance with the following:

- 1) SO AEL SO₂ daily concentration limit of 1400 mg/Nm³ for the East Stack (Figure 4),
- 2) SO AEL SO₂ daily concentration limit of 1700 mg/Nm³ for the West Stack (Figure 5) and
- 3) SO AEL SO₂ monthly average load-based emissions limit of 503 tons (Figure 6).

Furthermore, it is noted that all CEMS assurance criteria applied by ARM for purposes of this assessment and as detailed in Annexure 1, have been met, thereby affirming the reliability of the SO₂ data generated by the SO CEMS.

Table 5: Summary of compliance with applicable SO AEL Steam Plant SO₂ limits

Category	Compliance with the SO AEL Steam Plant SO ₂ emissions	Overall compliance with the SO AEL Steam Plant SO ₂ emissions (%)
Compliance	3	100%
Non-compliant	0	
Noted	0	
Not auditable	0	
Total number of SO AEL Steam Plant SO₂ assessment criteria		3
		100%

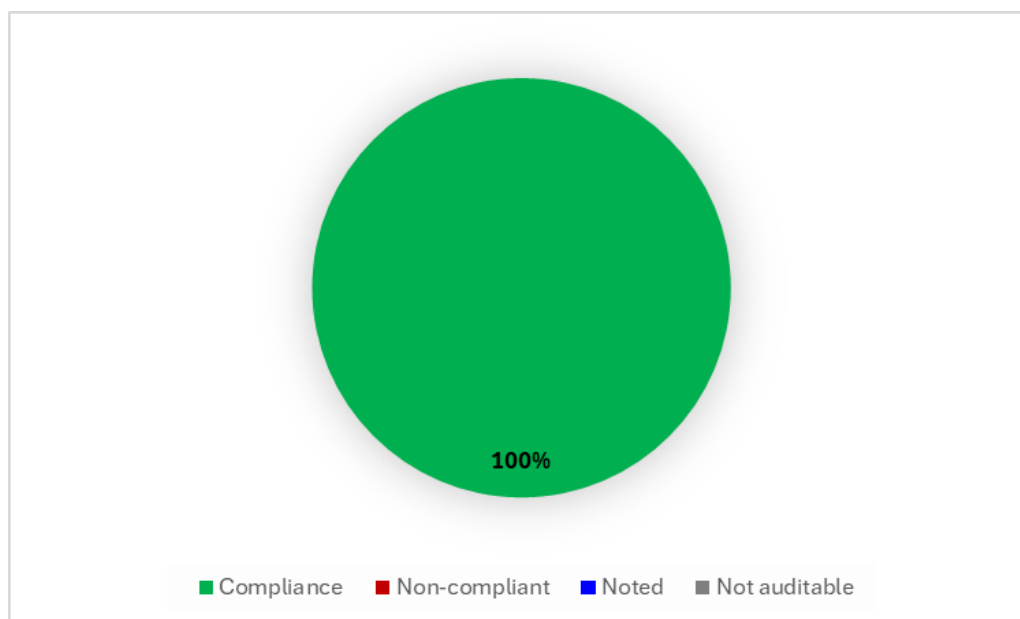


Figure 3: Percentage compliance per assessment category

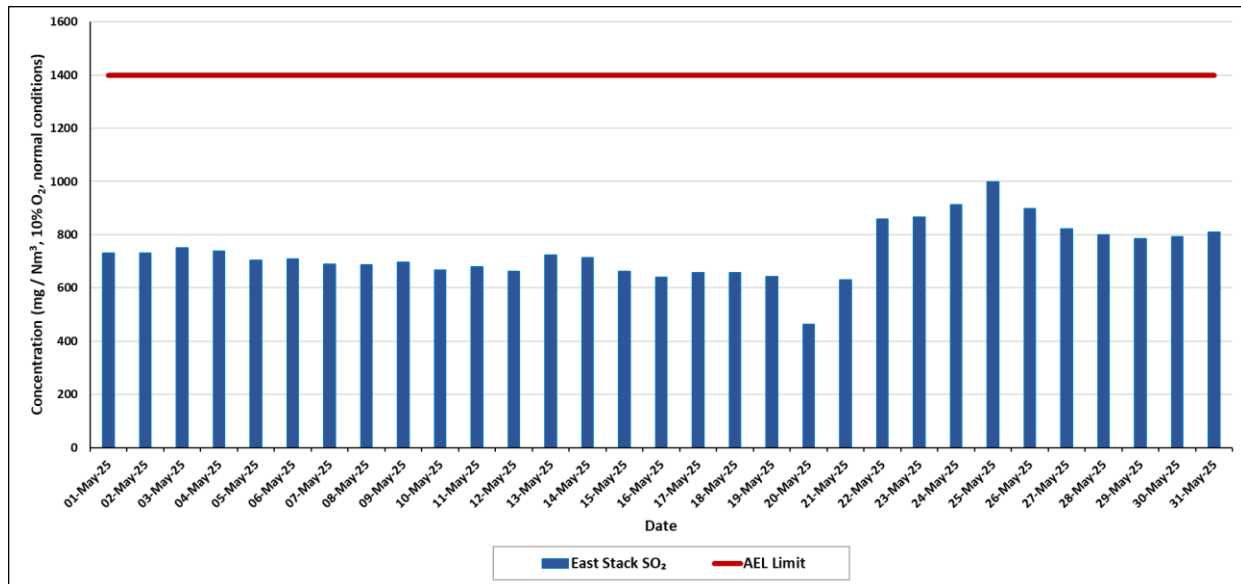


Figure 4: SO measured daily average SO₂ emissions in the East stack at 10% O₂ correction for the period 1st May 2025 to 31st May 2025

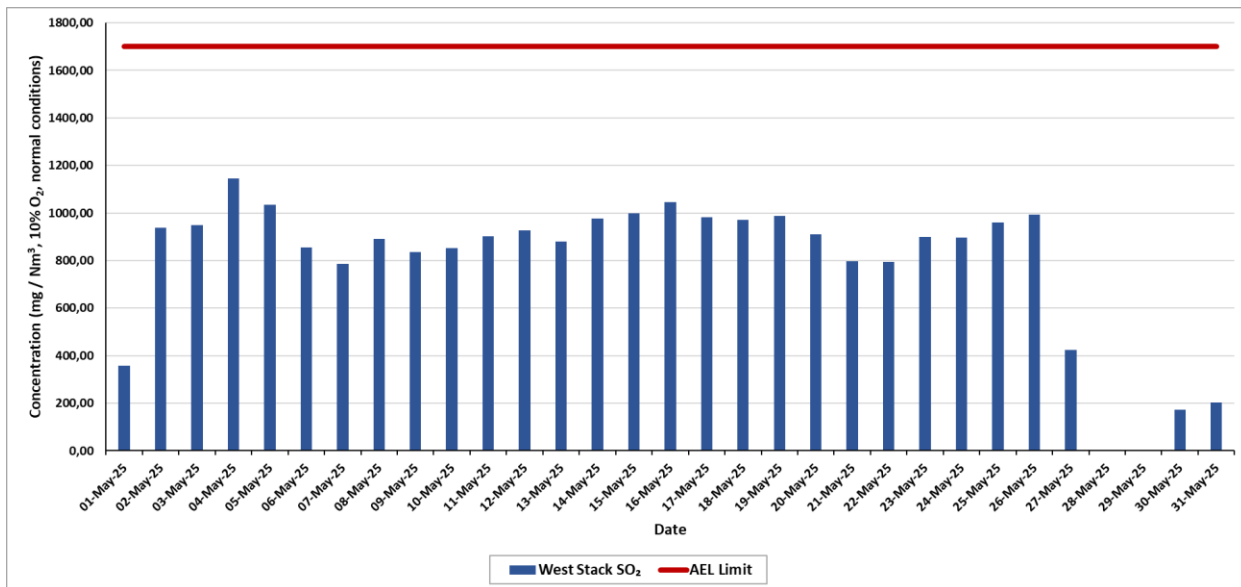


Figure 5: SO measured daily average SO₂ emissions in the West stack at 10% O₂ correction for the period 1st May 2025 to 31st May 2025

It is noted that for the 28th and 29th May 2025, no data was recorded for the West Stack. Sasol has indicated that this was due to:

- On 28 May 2025 the SO₂ analysers were removed for quarterly maintenance and calibrations. More work was required than initially anticipated and data loss occurred until they were fully installed (Venter, pers. comm., 2025).

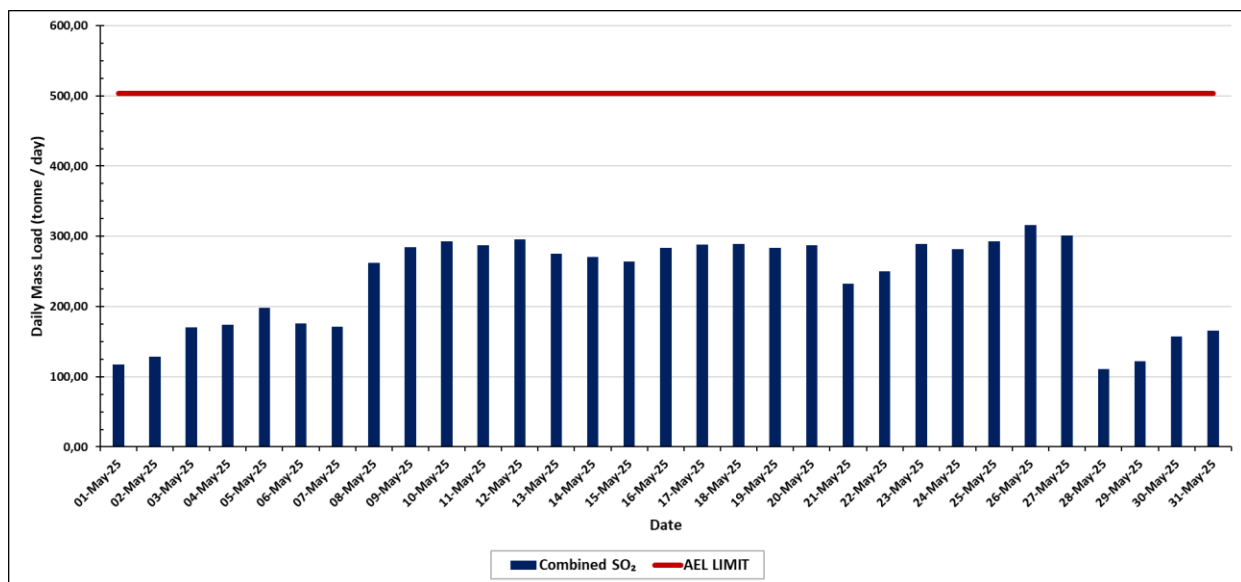


Figure 6: SO daily average SO₂ load-based limit for the period 1st May 2025 to 31st May 2025

5. Conclusion

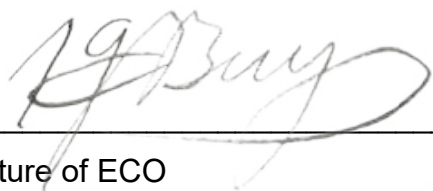
ARM has conducted a systematic, independent and documented process for obtaining assessment data for purposes of ascertaining SO's SO₂ Steam Plant AEL compliance for April. The assessment findings (Table 5) demonstrate that SO has exhibited compliance with the relevant SO₂ limits specified in the SO AEL (Table 1) for the period: 1st May 2025 to 31st May 2025. Additionally, all CEMS assurance criteria applied by ARM and as outlined in Annexure 1 have been met, thereby affirming the reliability of the SO₂ data produced by the SO CEMS.

6. Declaration of accuracy of information

Name of Company: Sasol South Africa Limited operating through its Secunda Synfuels Operations

I, Hannes Buys, in my capacity as emission control officer (ECO) for Secunda Operations, declare that the information provided to ARM in their assessment of the Secunda Operations' compliance with the SO₂ emissions limits for emissions from the boilers at the steam plants is to the best of my knowledge true and correct as at the date of signature.

Signed at Secunda this 1st day of September 2025



Signature of ECO

7. Declaration of independence

Name Of Independent Auditor: Avishkar Ramandh

UNDERTAKING

I, Avishkar Ramandh, the undersigned and duly authorized thereto, by ARM prepared this report based on an agreed scope of work and exercises all reasonable skill and care in the provision of professional services in a manner consistent with the level of care and expertise exercised by air quality management professionals

I also hereby declare that neither myself nor ARM, an independent consulting service provider, has no business, financial, personal or other interest, except fair remuneration for the undertaking of this third-party compliance AEL assessment. There are no circumstances that compromise the objectivity of this report. The audit findings given in this report are based on the application of the best scientific and professional knowledge and the information made available by the Client. It's noted that Sasol provided all relevant information for the purpose of conducting this assessment.

Signed at ARM (Midrand) on this the 31st of August 2025



SIGNATURE OF INDEPENDENT CONSULTANT

Annexure 1: SO Steam Plant CEMS SO₂ Assessment Criteria

Key Focus Area	CEMS Assessment Criteria		Criteria Met
	Component	Assessment Criteria	(Yes/No)
1. CEMS Hardware & Installation	1. In-Situ Analyser	1.1 Analyzer certification status	Analyser certification status (USEPA/MCERTS/TUV) Yes
		1.2 Physical condition and installation	Physical condition and installation: Visual inspection for corrosion, damage, improper mounting, or other issues affecting performance Yes
		1.3 Stack/duct mounting verification	Stack/duct mounting verification: Confirm that in-situ analysers are mounted at appropriate locations considering flow characteristics, stratification, and accessibility Yes
		1.4 Orientation and alignment	Orientation and alignment: Verify that optical components are properly aligned and oriented according to manufacturer specifications Yes
		1.5 Environmental Controls	Environmental Controls: Assess temperature, humidity, and vibration controls for analyser protection, focusing on purge air systems and weather protection Yes
		1.6 Calibration gas concentrations	Calibration gas delivery system: Inspect gas delivery lines, fittings, manifolds, and solenoid valves for proper installation, integrity, and functionality Yes
			Calibration gas certifications: Verify that certificates for all calibration gases show traceability, accurate concentrations, and valid expiration dates Yes
		1.7 Serial numbers match documentation	Serial number match documentation: Verify that analyser serial numbers match certification documentation, inventory records, and calibration reports Yes

Key Focus Area	CEMS Assessment Criteria			Criteria Met (Yes/No)
	Component		Assessment Criteria	
		1.8 Flow measurements	Flow measurements: Verify calibration and performance of flow measurement systems specifically for SO ₂ load calculations	Yes
2. Data Verification & Validation	2.1 Data Verification	2.1.1 Data averaging calculations	Data averaging calculations: Verify algorithms used to calculate SO ₂ 10-minute, 24-hour and monthly averages from raw data points against submitted figures for any discrepancies	Yes
		2.1.2 Conversion factors and constants	Conversion factors and constants: Check factors used for the SO ₂ unit conversions, standard conditions, and parameter calculations for accuracy and proper application	Yes
		2.1.3 Data validation algorithms	Data validation algorithms: Verify how SO ₂ data during calibration cycles is handled, flagged, and excluded from compliance calculations	Yes
		2.1.4 Treatment of calibration periods	Treatment of calibration periods: Examine computational methods for identifying invalid data, statistical outliers, and suspect measurements	Yes
		2.1.5 Missing data handling	Missing data handling: Confirm that missing data points are not substituted but rather alarmed and appropriately documented	Yes
		2.1.6 Reporting calculations and compliance determination	Reporting calculations and compliance determination: Review calculations used to determine compliance with SO ₂ AEL limits, including averaging periods, exceedance determinations, and exception handling	Yes

Key Focus Area	CEMS Assessment Criteria			Criteria Met (Yes/No)
	Component	Assessment Criteria		
	2.2 Data Validation	2.2.1 Auto-flagging rules implementation	Auto-flagging rules implementation: Verify the implementation of rules for automatically flagging data during calibrations, maintenance periods, or analyser failures	Yes
		2.2.2 Manual validation by Technical Signatories	Manual validation by Technicians: Review procedures for manual data review and validation by qualified technician	Yes
		2.2.3 Treatment of operational upsets	Treatment of operational upsets: Examine protocols for handling data during process upsets, abnormal operations, or startup/shutdown periods	Yes
		2.2.4 Documentation of maintenance periods	Documentation of maintenance periods: Review procedures for documenting analyser maintenance, including start/end times and impact on data validity	Yes
		2.2.5 Sasol approval process for review and approval of data during upset conditions	Approval process for upset conditions: Verify the process for environmental team and approval of data during upset conditions or maintenance	Yes
3. Regulatory Compliance Assessment	3.1 AEL Concentration Standard	AEL Concentration Standard: Compliance with "Synfuels" AEL, with reference number 0016/2025/F04, under subsection 7.2.1 concentration standard	3.1 Compliance with "Synfuels" AEL, with reference number 0016/2025/F04, under subsection 7.2.1 concentration standard of 1700 mg/Nm ³	Yes
	3.2 AEL Mass-Based Standard	AEL Mass-Based Standard: Compliance with "Synfuels" AEL, with reference number 0016/2025/F04, under subsection 7.2.1 mass-based standard including the 503t/d limit for SO₂	3.2 Compliance with "Synfuels" AEL, with reference number 0016/2025/F04, under subsection 7.2.1, mass-based standard of 503 t/day monthly	Yes

Key Focus Area	CEMS Assessment Criteria			Criteria Met (Yes/No)
	Component	Assessment Criteria		
4. Data Acquisition and Management	4.1 Hardware Systems	4.1.1 Data loggers functionality	Data loggers functionality: Verify operation of data acquisition devices, including signal processing, storage capacity, and reliability	Yes
		4.1.2 System configuration	System Configuration: Review configuration of Electrical Controls for Windows System, focusing on communication interfaces and data handling	Yes
		4.1.3 Citect display systems	Citect display systems: Verify that the operator interface displays proper presentation of real-time data, alarms, and system status	Yes
		4.1.4 Logger configuration	Logger Configuration: Examine configuration of the logging device with operating system, including communication settings and data storage	Yes
		4.1.5 Communication infrastructure	Communication infrastructure: Evaluate the fibre, 4G, and radi telemetry systems for communications	Yes
	4.2 Software and Database	4.2.1 SQL database structure and organization for data storage and retrieval	SQL database structure: Examine database schema, table structures, relationships, and indexing for efficient data storage and retrieval	Yes
		4.2.2 Data backup procedures and verification	Data backup procedures: Verify implementation of daily, weekly, monthly and annual backup procedures, including offsite storage	Yes
		4.2.3 User access controls and permissions	User access controls: Review user account management, access levels, authentication requirements, and audit trails	Yes

Key Focus Area	CEMS Assessment Criteria			Criteria Met (Yes/No)
	Component		Assessment Criteria	
		4.2.4 Data validation rules configuration	Data validation rules: Examine configuration of automated data validation rules, including range checks, rate-of-change limits, and status flags	Yes
		4.2.5 Auto-flagging rules implementation	Auto-flagging implementation: Verify the rules used for automatically flagging suspect data, including calibration periods and analyser alarms	Yes
		4.2.6 Manual validation procedures by Technical Signatories	Manual validation procedures: Review procedures for manual data review and validation by qualified Technical Signatories.	Yes
	4.3 Operational Integration	4.3.1 Operator displays in control room	Operator displays: Evaluate how CEMS data is presented to operators in the control room, including alarm indications and trend displays	Yes
		4.3.2 Alarm configuration and response procedures	Alarm configuration: Review alarm thresholds, notification methods, and documented response procedures for CEMS-related alarms	Yes
		4.3.3 Integration with process control systems	Process control integration: Examine how CEMS data interfaces with process control systems for emissions management	Yes
		4.3.4 Data display functionality	Local display functionality: Verify operation of the display system in analyser shelters for local data access	Yes
		4.3.5 End-user software configuration (decentralized)	End-user software: Review configuration of decentralized end-user software for data acquisition, trending, and compliance reporting	Yes
		4.3.6 PI Tags system integration	PI Tags Integration: Examine integration with PI Tags system for plant-wide data access and trending capabilities	Yes

Key Focus Area	CEMS Assessment Criteria			Criteria Met (Yes/No)
	Component		Assessment Criteria	
5. Quality Assurance Procedures	5.1 Calibration Procedures	5.1.1 Zero checks	Zero checks: Review the daily zero check procedures	Yes
		5.1.2 Span calibration procedure (monthly/quarterly)	Span calibration: Examine protocols for performing quarterly span calibrations, including gas introduction and acceptance criteria	Yes
		5.1.3 Dynamic calibration methodology	Dynamic calibration: Review procedures for dynamic calibrations performed quarterly, including multi-point testing	Yes
		5.1.4 Annual linearity checks procedure	Annual linearity checks: Examine the methodology for annual linearity testing across the measurement range	Yes
	5.2 Performance Testing	5.2.1 Interference checks	Interference checks: Examine procedures for evaluating potential interferences from water vapour, VOCs, and other stack constituents	Yes
		5.2.2 System bias testing	System bias testing: Review protocols for determining measurement bias through comparison with reference methods or certified gases	Yes
		5.2.3 Drift assessment methodology	Drift assessment: Examine procedures for evaluating and documenting analyser drift between calibrations	Yes
		5.2.4 Reference method comparison	Reference method comparison: Review protocols for comparing CEMS results with EPA reference methods or equivalent standard test methods	Yes
6. System Security and Data Integrity	6.1 Network Security	6.1.1 Multi-layered firewall implementation	Multi-layered firewall: Evaluate the implementation of Sasol's elaborate multi-layered firewall system protecting CEMS networks	Yes
		6.1.2 Access control measures	Access control measures: Review physical and logical access controls for CEMS equipment and data systems	Yes

Key Focus Area	CEMS Assessment Criteria			Criteria Met (Yes/No)
	Component	Assessment Criteria		
		6.1.3 User permissions and roles	User permissions: Examine the hierarchy of user permissions, including authentication requirements and role-based access controls	Yes
		6.1.4 Change management procedures	Change management: Review protocols for implementing, documenting, and testing changes to CEMS hardware, software, or configuration	Yes
		6.1.5 Audit trails for system changes	Audit trails: Verify that changes to system configuration, software, or validation rules are documented with timestamps and user identification	Yes
	6.2 Data Backup	6.2.1 Daily backup procedures	Daily backup procedures: Examine implementation of daily data backup processes, including verification of successful completion	Yes
		6.2.2 Weekly backup procedures	Weekly backup procedures: Review weekly backup activities, including different storage media or locations from daily backups	Yes
		6.2.3 Monthly backup procedures	Monthly backup procedures: Verify monthly backup processes, including retention policies and storage security	Yes
		6.2.4 Annual backup procedures	Annual backup procedures: Examine annual data archiving procedures, including offsite storage	Yes
		6.2.5 Offsite storage security	Offsite storage security: Verify security measures for offsite backup storage, including access controls and environmental protections	Yes
		6.2.6 Recovery procedures and testing	Recovery procedures: Review documented procedures for data recovery and evidence of periodic recovery testing	Yes
	6.3 Data Integrity	6.3.1 Raw data preservation (unaltered)	Raw data preservation: Verify that original 1-minute data averages are preserved unaltered in the database	Yes

Key Focus Area	CEMS Assessment Criteria			Criteria Met (Yes/No)
	Component	Assessment Criteria		
		6.3.2 Mirror copy processing for data checking	Mirror copy processing: Verify procedures for creating and using mirror copies of data for validation and processing	Yes
		6.3.3 Audit trails for manual changes	Audit trails for changes: Verify that any manual changes to data are recorded with user identification, timestamp, reason, and original value	Yes
		6.3.4 Data completeness verification	Data completeness: Review procedures for identifying and documenting periods of missing data	Yes
		6.3.5 Historical data retrieval capability	Historical data retrieval: Test the system's ability to retrieve historical data for specific time periods and parameters	Yes
		6.3.6 System time synchronization	Time Synchronization: Verify that all CEMS components and data systems maintain synchronized time references	Yes
7. Staff Knowledge and Training	7.1 Personnel	7.1.1 Training records for CEMS operators	Training records: Review documentation of initial and ongoing training for personnel operating CEMS equipment.	Yes
		7.1.2 Technical Signatory qualifications	Technical Signatory qualifications: Verify that personnel designated as Technical Signatories for data validation have appropriate qualifications and training.	Yes
		7.1.3 Certification of maintenance personnel	Certification: Review certifications and specialized training for staff performing CEMS maintenance and repairs	Yes
		7.1.4 Understanding of auto-flagging rules	Auto-flagging: Assess staff knowledge of the auto-flagging system and interpretation of flagged data.	Yes
		7.1.5 Knowledge of regulatory requirements	Regulatory requirements: Evaluate staff understanding of permit conditions, emission limits, and compliance determination methods.	Yes
		7.1.6 Emergency response procedures	Emergency response procedures: Review staff knowledge of procedures for responding to CEMS failures, exceedances, or other emergency conditions.	Yes
	7.2 Operating Procedures	7.2.1 Staff adherence to SOPs	SOP adherence: Evaluate how consistently staff follow standard operating procedures for CEMS operations and maintenance	Yes

Key Focus Area	CEMS Assessment Criteria			Criteria Met
	Component		Assessment Criteria	(Yes/No)
		7.2.2 Understanding of calibration procedures	Calibration knowledge: Assess staff knowledge of calibration methods, acceptance criteria, and corrective actions	Yes
		7.2.3 Knowledge of alarm response protocols	Alarm response knowledge: Evaluate staff understanding of alarm response protocols and required actions	Yes
		7.2.4 Documentation of maintenance activities	Maintenance documentation: Review staff practices for recording maintenance activities, parts replacements, and system adjustments	Yes
		7.2.5 Communication protocols during malfunctions	Malfunction communication: Assess procedures for communicating CEMS malfunctions to appropriate personnel	Yes
		7.2.6 Reporting procedures	Reporting knowledge: Evaluate staff knowledge of data reporting requirements, report generation, and submittal processes	Yes

Annexure 2: Report Disclaimer

Air Resource Management (Pty) Ltd has prepared this report based on an agreed scope of work and exercises all reasonable skill and care in the provision of its professional services in a manner consistent with the level of care and expertise exercised by air quality management professionals.

Reports are commissioned by and prepared for the exclusive use of the Client. They are subject to and issued in accordance with the agreement between the Client and Air Resource Management (Pty) Ltd. Air Resource Management (Pty) Ltd is not responsible and will not be liable to any other person or organisation for or in relation to any matter dealt within this Report, or for any loss or damage suffered by any other person or organisation arising from matters dealt with or conclusions expressed in this report (including without limitation matters arising from any negligent act or omission of Air Resource Management (Pty) Ltd or for any loss or damage suffered by any other party relying upon the matters dealt with or conclusions expressed in this Report.

Except with regards to Annexure 2 above and where otherwise expressly stated, Air Resource Management (Pty) Ltd has not verified the validity, accuracy or comprehensiveness of any information supplied to Air Resource Management (Pty) Ltd for its reports. Reports prepared by Air Resource Management (Pty) Ltd cannot be copied or reproduced in whole or part for any purpose without the prior written agreement of Air Resource Management (Pty) Ltd.

Where site inspections, testing or fieldwork have taken place, the report is also based on the information made available by the Client or their nominees during the visit, visual observations and any subsequent discussions with regulatory authorities. The validity and comprehensiveness of supplied information has not been independently verified and, for the purposes of this report, it is assumed that the information provided to Air Resource Management (Pty) Ltd is both complete and accurate. It is further assumed that normal activities were being undertaken at the site on the day of the site visit(s), unless explicitly stated otherwise.